

IGS-1608SM-8PH & IGS-1608SM-16PH

- ◀ 16x GbE RJ45 + 8x 100/1000Base SFP with 8x PoE 240W, 48VDC
- ▶ 16x GbE RJ45 + 8x 100/1000Base SFP with 16x PoE 360W, 48VDC



- Supports IEEE 1588 PTP V2
- Supports u-Ring, ERPS, EPS, MSTP, RSTP, STP for redundant cabling
- Auto checking and auto reset when PoE PD fail
- EN62368-1, EN50121-4, CE, FCC certified
- 4kV surge protection for PoE, RJ45 and SFP ports



These models are managed, industrial grade, L2 Gigabit PoE (Power over Ethernet) switches that provide 16x 10/100/1000Base-T ports plus 8x 100/1000Base-X SFP ports with 16/8x PoE Ports. The PoE features enable power and data to be transferred via a single cable, thereby considerably reducing cabling and electrical wiring expenses. Housed in rugged DIN rail or wall mountable IP-30 enclosures, these switches are perfect choices for harsh environments, such as industrial networks, intelligent transportation systems (ITS) and are also suitable for many military and utility market applications where environmental conditions exceed commercial product specifications. These switches can also operate either at standard operating temperature range (-10 to 60°C) or at wide operating temperature range (-40 to 75°C) to fulfill the special needs of industrial automation applications.

Features

- 48VDC (46~57VDC) redundant dual input power
 - Provides 8 port IEEE 802.3af / 802.3at PoE+ output ,30W per port , total 240W (IGS-1608SM-8PH)
 - Provides 16 port IEEE 802.3af / 802.3at PoE+ output ,30W per port, total 360W (IGS-1608SM-16PH)
 - Cable diagnostics, identifies opens/shorts distance
 - Provides 5 ring instances that each can support μ-Ring, μ-Chain or Sub-Ring type for flexible uses. Supports up to 5 rings in one device (Please see CTC μ-Ring white paper for more details and more topology application)
 - μ-Ring for redundant cabling, recovery time<10ms in 250 devices
 - Supports SmartView™ for Centralized Management*
- *Please see Chapter 1- **Software Management** for more details

Specifications

Standard	IEEE 802.3	10Base-T 10Mbit/s Ethernet	Switch Architecture	Back-plane (Switching Fabric): 48Gbps Full wire-speed
	IEEE 802.3u	100Base-TX, 100Base-FX, Fast Ethernet	Data Processing	Store and Forward
	IEEE 802.3ab	1000Base-T Gbit/s Ethernet over twisted pair	Flow Control	IEEE 802.3x for full duplex mode Back pressure for half duplex mode
	IEEE 802.3z	1000Base-X Gbit/s Ethernet over Fiber-Optic	Network Connector	16x 10/100/1000Base-T RJ-45 + 8x 100/1000Base-X SFP connector RJ-45 UTP port supports Auto negotiation speed, Auto MDI/MDI-X function, SFP port supports 100/1000 dual speed with DDMI
	IEEE 802.3af	PoE (Power over Ethernet)	Console	RS-232 (RJ-45)
	IEEE 802.3at	PoE+ (Power over Ethernet enhancements)	PoE standard & RJ-45 Pin Assignment	16x IEEE 802.3af /IEEE 802.3at (IGS-1608SM-16PH) 8x IEEE 802.3af /IEEE 802.3at (IGS-1608SM-8PH) 2 pairs PoE, PoE+, 30W/port End-Span, Alternative A mode. Positive (V+) : RJ-45 pin 1, 2. Negative (V-) : RJ-45 pin 3, 6.
	IEEE 802.1d	STP (Spanning Tree Protocol)	Network Cable	UTP/STP Cat. 5e cable or above EIA/TIA-568 100-ohm (100meter)
	IEEE 802.1w	RSTP (Rapid Spanning Tree Protocol)	Protocols	CSMA/CD
	IEEE 802.1s	MSTP (Multiple Spanning Tree Protocol)	Reverse Polarity Protection	Supported for power input
	ITU-T G.8032 / Y.1344	ERPS (Ethernet Ring Protection Switching)	Overload Current Protection	Supported
	ITU-T G.8031 / Y.1342	EPS (Ethernet Protection Switching)	CPU Watch Dog	Supported
	IEEE 802.1Q	Virtual LANs (VLAN)	Power Supply	Redundant Dual input power (Removable terminal block) 48VDC (44~57VDC) (50~57V input is recommended for IEEE802.3at PoE+ applications)
	IEEE 802.1X	Port based and MAC based Network Access Control, Authentication		
	IEEE802.3ac	Max frame size extended to 1522Bytes		
	IEEE 802.3ad	Link aggregation for parallel links with LACP(Link Aggregation Control Protocol)		
	IEEE 802.3x	Flow control for Full Duplex		
	IEEE 802.1ad	Stacked VLANs, Q-in-Q		
	IEEE 802.1p	LAN Layer 2 QoS/CoS Protocol for Traffic Prioritization		
	IEEE 802.1ab	Link Layer Discovery Protocol (LLDP)		
	IEEE 802.3az	EEE (Energy Efficient Ethernet)		

Power Consumption	IGS-1608SM-16PH			
	Input Voltage	Total Power Consumption	Device Power Consumption	PoE Budget
	52VDC	387W	20W	360W
	IGS-1608SM-8PH Power consumption			
	Input Voltage	Total Power Consumption	Device Power Consumption	PoE Budget
	50VDC	255.2W	15.2W	240W
PoE Power Budget	Maximum PoE Output power budget 30W / Per Port Total 240W (IGS-1608SM-8PH) Total 360W (IGS-1608SM-16PH)			
LED	Per unit: Power 1 (Green), Power 2 (Green), Fault (Amber), CPU Act (Green), Ring Master (Yellow) Per RJ-45 port: 10/100 Link/Active (Green) 1000 Link/Active (Amber) SFP Fiber Per port: Link/Active (Green) PoE Port LED 1 LED/per Port : • PoE Output Power On : ON (Green) • PoE Output Power Off : Off			
Jumbo Frame	9.6KB			
IEEE802.3ac	Max frame size extended to 1522Bytes (allow Q-tag in packet)			
MAC Address Table	8K			
Memory Buffer	512K Bytes for packet buffer			
Device Memory	16M Bytes Flash ROM, 128M Bytes RAM			
Warning Message	System Syslog, SMTP/ e-mail event message, alarm relay			
Alarm Relay Contact	Relay outputs with current carrying capacity of 1 A @24VDC			
DI Input	DI 17 to 30 V for state 1 (IGS-1608SM-16PH) 0 to 15 V for state 0			
Removable Terminal Block	Provides 2 terminal block for Alarm relay, DI, redundant power PWR1 and PWR2 (IGS-1608SM-16PH) Provides 1 terminal block for Alarm relay, redundant power PWR1 and PWR2 (IGS-1608SM-8PH)			

Operating Temperature	-10 ~ 60°C (IGS-1608SM-16PH, IGS-1608SM-8PH) -40 ~ 75°C (IGS-1608SM-16PHE, IGS-1608SM-8PHE)
Operating Humidity	5% to 95% (Non-condensing)
Storage Temperature	-40 ~ 85°C
Housing	Rugged Metal, IP30 Protection, Fanless
Dimensions	135.6x 99x 160mm (Dx Wx H) (IGS-1608SM-16PH) 116 x 92 x 160mm (Dx Wx H) (IGS-1608SM-8PH)
Weight	2.5kg (IGS-1608SM-16PH) 1.375kg (IGS-1608SM-8PH)
Installation Mounting	DIN Rail mounting, or wall mounting (Optional)
MTBF	436,353 Hours (IGS-1608SM-16PH) 439,881 Hours (IGS-1608SM-8PH) (MIL-HDBK-217)
Warranty	5 years
Certification	
EMC	CE (EN55024, EN55032)
EMI (Electromagnetic Interference)	FCC Part 15 Subpart B Class A, CE
EMS (Electromagnetic Susceptibility) Protection Level	EN61000-4-2 (ESD) Level 3, Criteria B EN61000-4-3 (RS) Level 3, Criteria A EN61000-4-4 (Burst) Level 3, Criteria A EN61000-4-5 (Surge) Level 3, Criteria B EN61000-4-6 (CS) Level 3, Criteria A EN61000-4-8 (PFMF, Magnetic Field) Field Strength: 300A/m, Criteria A
Safety	EN62368-1
Railway Traffic	EN50121-4 (IGS-1608SM-8PH)
Surge protection	4KV for PoE, UTP and Fiber ports
Shock	IEC 60068-2-27
Freefall	IEC 60068-2-32
Vibration	IEC 60068-2-6

7

Industrial Managed GbE PoE Switch IGS-1608SM-8PH & IGS-1608SM-16PH

Software Specifications

Topology	
VLAN	IEEE 802.1q VLAN, up to 4094 802.1Q VLAN VID IEEE 802.1q VLAN, up to 4094 Groups IEEE 802.1ad Q-in-Q MAC-based VLAN, up to 256 entries IP Subnet-based VLAN, up to 128 entries Protocol-based VLAN (Ethernet, SNAP, LLC), up to 128 entries VLAN Translation, up to 256 entries GVRP (GARP VLAN Registration Protocol) MVR (Multicast VLAN Registration) Voice VLAN
Link Aggregation (Port Trunk)	Static (Hash with SA, DA, IP, TCP/UDP port), up to 5 trunk group Dynamic (IEEE 802.3ad LACP), up to 5 trunk group
Spanning Tree	IEEE 802.1d STP, IEEE 802.1w RSTP, IEEE 802.1s MSTP
Multiple μ-Ring	up to 5 instances that each supports μ-Ring, μ-Chain or Sub-Ring type for flexible uses, and maximum up to 5 Rings Recovery time <10ms The maximum number of devices allowed in a Ring supported ring is 250 (Please see CTC Union μ-Ring white paper for more details and more topology application)
Loop Protection	Supported
ITU-T G.8032 / Y.1344 ERPS (Ethernet Ring Protection)	Recovery time <50ms Single Ring, Sub-Ring, Multiple ring topology network
ITU-T G.8031 / Y.1342 EPS (Ethernet Protection Switching)	Supported
QoS Features	
Class of Service	IEEE 802.1p 8 active priorities queues for per port
Traffic Classification QoS	IEEE 802.1p based CoS, IP Precedence based CoS IP DSCP based CoS QCL(QoS Control List): Frame Type, Source/Destination MAC, VLAN ID, PCP, DEI QCE(QoS Control Entry): Protocol, Source IP, IP Fragment, DSCP, TCP/UDP port number

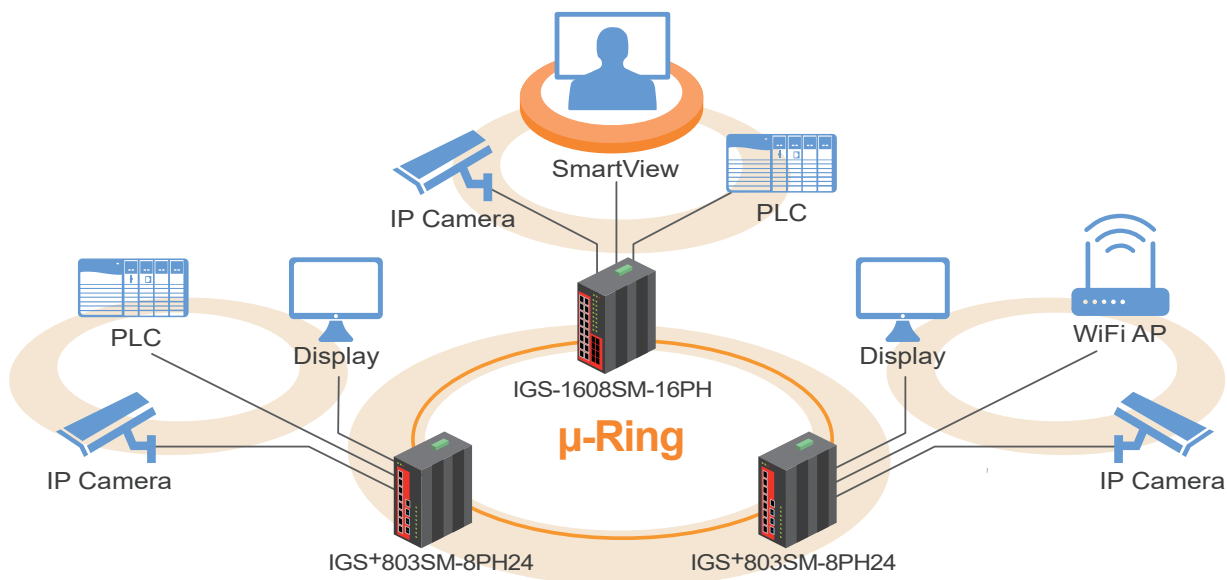
Bandwidth Control for Ingress	100~1,000,000 when the "Unit" is "kbps" and 1~1,000 when the "Unit" is "Mbps"
Bandwidth Control for Egress	100~1,000,000 when the "Unit" is "kbps" and 1~1,000 when the "Unit" is "Mbps" Per queue / Per port shaper
DiffServ (RF 2474) Remarking	for Unicast, Broadcast, Multicast
IP Multicasting Features	
IGMP / MLD Snooping	IGMP Snooping v1, v2, v3 / MLD Snooping v1, v2 Port Filtering Profile Throttling Fast Leave Maximum Multicast Group : up to 1022 entries Query / Static Router Port
Security Features	
IEEE 802.1X	Port-Based MAC-Based
ACL	Number of rules : up to 256 entries for L2 / L3 / L4 L2 : Mac address SA/DA/VLAN L3 : IP address SA/DA, Subnet L4 : TCP/UDP
RADIUS authentication & accounting	
TACACS+ authentication & accounting, TACACS+ 3.0	
HTTPS, HTTP	Supported
SSL / SSH v2	Supported
User Name Password Authentication Management	Local Authentication Remote Authentication (via RADIUS / TACACS+)
Interface Access Filtering	Web, Telnet / SSH , CLI RS-232 console
Management Features	
CLI	Cisco® like CLI
Web Based Management	
Telnet	Server
SNMP	V1, V2c, V3
sFlow	Supported
Modbus/TCP	Supports for management and monitoring

SW & Configuration Upgrade	TFTP, HTTP Redundant firmware in case of upgrade failure
FTP client	Supports for upload/download configuration
RMON	RMON I (1, 2, 3, 9 group), RMON II
MIB	RFC1213 MIB II, Private MIB
UPnP	Supported
BOOTP	Supported
DHCP	Server, Client, Relay, Relay option 82, Snooping
RARP	Supported
IP Source Guard	Supported
Port Mirroring	Supported
Event Syslog	Syslog server (RFC3164)
Warning Message	System syslog, e-mail, alarm relay
DNS	Client, Proxy
IEEE1588 PTP V2	Support 5 operating mode in each port : Ordinary-Boundary, Peer to Peer Transparent Clock, End to End Transparent Clock, Master, Slave
NTP, SNTP	Client
LLDP (IEEE 802.1ab)	Link Layer Discovery Protocol LLDP-MED
IPv6 Features	
IPv6 Management	Telnet Server/ICMP v6
SNMP over IPv6	Supported
HTTP over IPv6	Supported
SSH over IPv6	Supported

IPv6 Telnet	Supported
IPv6 NTP, SNTP	Client
IPv6 TFTP	Supported
IPv6 QoS	Supported
IPv6 ACL	Number of rules: up to 256 entries for L2 / L3 / L4 L2 : Mac address SA/DA/VLAN L3: IP address SIP, Subnet (32bit) L4: TCP/UDP
Others Features	
Green Ethernet	Supports IEEE 802.3az EEE (Energy Efficient Ethernet) Management to optimize the power consumption Determine the cable length and lowering the power for ports with short cables Lower the power for a port when there is no link LED Power Management :Adjustment LEDs intensity Measuring UTP cable normal or broken point distance
Cable Diagnostic	
Advanced PoE Management	PoE PD failure auto checking, and auto reset when PD fail PoE port on/off weekly scheduling PoE Configuration PoE Enable/Disable Power limit by classification Power feeding priority Total PoE Power budge limitation: maximum 360W for IGS-1608SM-16PH, 240W for IGS-1608SM-8PH

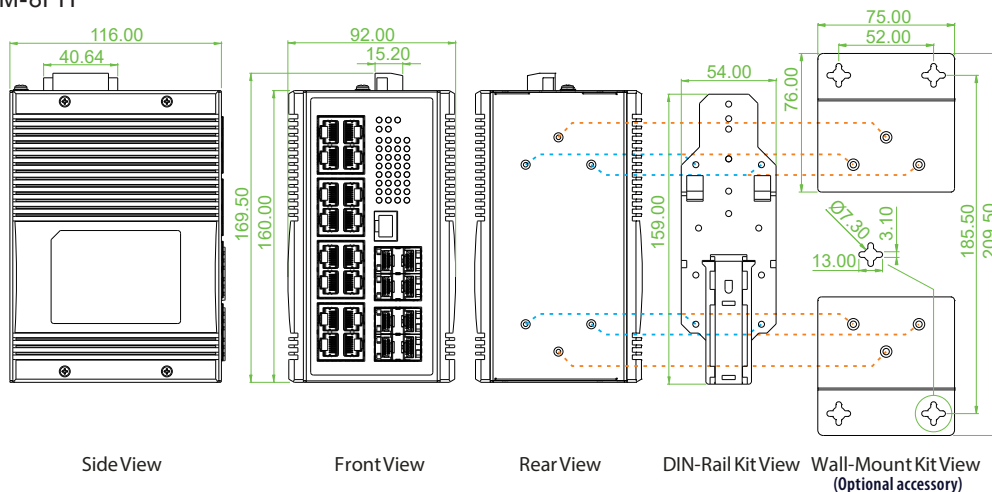
Application

Figure 1 : Application Example

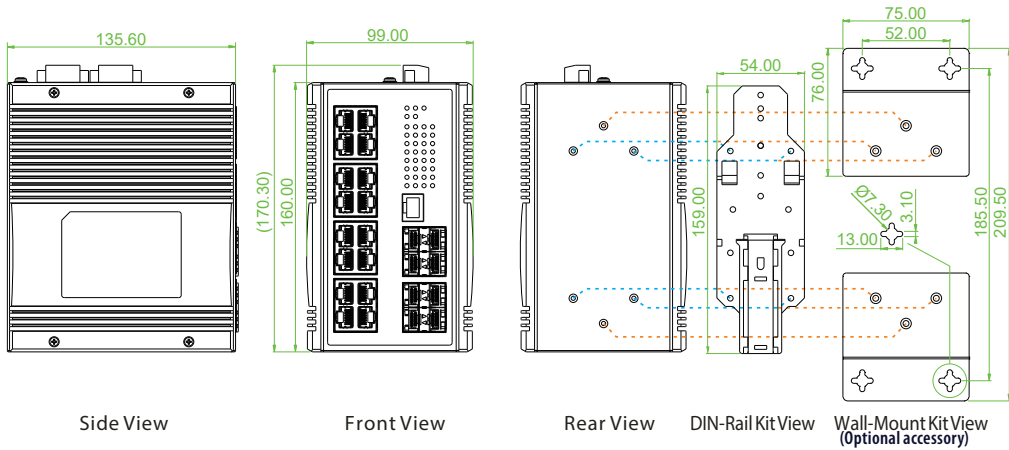


Dimensions

► IGS-1608SM-8PH



IGS-1608SM-16PH



Ordering Information

Model Name	Total Port	UTP		Fiber	PoE Port		Input Power	Certification			Operating Temperature
		10/100/1000 Base-T	100/1000 Base-X	100/1000 Base-X	IEEE802.3at	Power Budget		Redundant	Safety EN62368-1	EN50121-4	
IGS-1608SM-8PH	24	16		8 SFP	8	240W	48VDC	V	V	V	-10~60°C
IGS-1608SM-8PHE	24	16		8 SFP	8	240W	48VDC	V	V	V	-40~75°C
IGS-1608SM-16PH	24	16		8 SFP	16	360W	48VDC	V		V	-10~60°C
IGS-1608SM-16PHE	24	16		8 SFP	16	360W	48VDC	V		V	-40~75°C

Optional Accessories

Package List

- One device of the series
- Din Rail with screws
- Protective caps for SFP ports
- Console cable (RJ-45 to DB9)
- Terminal block

Wall Mount Kit

IND-WMK04 Wall Mount kit for Industrial product (Wide) (2 pcs in 1 set, 76mm x 75mm x 2pcs)

Industrial SFP Transceiver

The ISFP series of industrial grade SFP modules have been fully tested with all CTC Union industrial grade Ethernet switches for guaranteed compatibility and performance. Best performance can be guaranteed, even in mission-critical applications. (Please see CTC Union's Industrial SFP data sheets for more items and detailed information.)

ISFP-M7000-8S-D(E) Industrial SFP GbE 1000Base-SX, M/M, 500 meter, wave length 850nm, 7.5dB, LC, DDMI, -10~70°C (-40~85°C)

ISFP-S7020-31-D(E) Industrial SFP 1000Base-LX, S/M, 20km, wave length 1310nm, 15dB, LC, DDMI, -10~70°C (-40~85°C)

ISFP-T7T00-00-(E) Industrial SFP 10/100/1000Base-T UTP 100meter, -10~70°C (-40~85°C)

ISFP-M5002-31-D(E) Industrial SFP 155M 100Base-FX, MM, 2km, wave length 1310nm, 12dB, LC, DDMI, -10~70°C (-40~85°C)

ISFP-S5030-31-D(E) Industrial SFP 155M 100Base-FX, SM, 30km, 1310nm, 19dB, LC, DDMI, -10~70°C (-40~85°C)

Industrial Power Supply

NDR-480-48 Industrial Power, Input 90 ~ 264VAC/127 ~ 370VDC, Output 48VDC, 480W, -20 ~ +70°C (For IGS-1608SM-16PH)

NDR-240-48 Industrial Power, Input 90 ~ 264VAC/127 ~ 370VDC, Output 48VDC, 240W, -20 ~ +70°C (For IGS-1608SM-8PH)