

GSW-3100M



5 x 1G/2.5G RJ45 + 2 x 1G/10G SFP+ L2 Managed Ethernet Switch with Cable Tray Optional

NEW



CTC Union Technologies unveils the brand new 10G CPE switch, GSW-3100M, which supports multigigabit technology for active Ethernet based FTTH application. This new 10G CPE switch is designed with 5 ports 10M/100M/1G/2.5Gbps as well as 2 ports 1G/10Gbps SFP+ based fiber optics. As usual, the GSW-3100M adopts the evolutionary cable tray structural design to help the installer more easily and protectively manage the excess fiber within the unit.

The GSW-3100M leverages the technology strength of chipset provider to enable the multigigabit speed feature. The enterprise and residential users will be able to experience the reliable and secure Ethernet based high speed network access and also connect the existing Cat5e/Cat6 cabling infrastructure with popular WiFi 6E/7 device, NAS access as well as small cell or powerful workstations to break through the limitation of 1Gbps data rate for content richer applications such as Cloud storage, 4K streaming video/game services or HD/UHD teleconferencing.

CTC Union Technologies adopts the new generation SoC single chip insides the GSW-3100M. It is developed through highly circuit integration and manufactured by the advance wafer process. Therefore, GSW-3100M can benefit a low power consumption and cost-effective targets from this SoC solution compared with the previous generation product which was the combination of multiple chips. However, The GSW-3100M remains supporting most of popular Layer 2 feature sets with network management interfaces such as Web GUI, SNMP. The GSW-3100M also supports ZTP (Zero Touch Provisioning) function which is suitable for the very large-scale deployment from operator or service provider. These device management features can avoid truck rolls and save OPEX for FTTH service providers.

Specifications

Interface	LAN	RJ-45 Port: 10/100/1000/2500Base-T x 5 Ports
	WAN	Fiber Port: 1000Base-X/10GBase-SR SFP+ x 2 slots
Hardware	Supports Auto-negotiation for TP Port (10/100/1000/2500Base-T and Full/Half Duplex mode)	
	Supports Auto MDI / MDIX auto-crossover for TP ports	
	Store and forward switching	
	8 megabits of integrated shared packet memory	
	Supports 16K MAC Address Table	
Standard Compliance	IEEE 802.3	10BASE-T
	IEEE 802.3u	100BASE-TX/FX
	IEEE 802.3ab	1000BASE-T
	IEEE 802.3bz	2.5GBASE-T
	IEEE 802.3z	1000BASE-X
	IEEE 802.3ae	10GBASE-SR
	IEEE 802.3x	Flow Control
	IEEE 802.1p	QoS
	IEEE 802.1Q	VLAN Tagging
	IEEE 802.1ad	Q-in-Q Provider Bridges
	IEEE 802.3ad	Link aggregation
	IEEE 802.1x	Port based network access
	IEEE 802.1D	MAC Bridges/STP
	IEEE 802.1w	RSTP
	IEEE 802.1s	MSTP
IEEE 802.1ab	Link Layer Discovery Protocol	
IEEE 802.3az	Energy Efficient Ethernet (EEE) function	

CPE Switches

VLAN Feature	IEEE 802.1Q tagged VLAN (1K VLAN groups) IEEE 802.1ad Q-in-Q VLAN MAC Based VLAN Private VLAN for port isolation
Link Aggregation & Protection	Static trunk (SA, DA, IP, TCP/UDP port) IEEE 802.3ad LACP STP/RSTP Loop Protection
QoS Feature	Hard wired IEEE 802.1p 8 priority queue per port Traffic scheduling based on Strict / WRR priority CoS based traffic classification on switch port, VLAN ID, DSCP, TCP/UDP port IEEE 802.1p priority tag remarking / DSCP remarking Per port/queue based ingress/egress rate limit in steps of 1000kbps Multicast/Broadcast/Unicast storm control with flooding control
Security Feature	Static port security (MAC based) Per port limited MAC learning Port limited flooding of unknown MAC address on fiber uplink port Port based/MAC based/single/multiple IEEE 802.1x access control 128 ACL rules based on L2~L4 information IP/MAC binding IP source guard & ARP inspection HTTPs
IP Multicasting	IGMP snooping v1/v2/v3, MLD snooping v1/v2 IGMP fast leave / query IGMP filtering / throttling
Management	Management via Web / HTTP Support SNMP v1 & v2c, RMON I (1, 2, 3, 9 groups), RFC 1213 MIB (MIB-II) and Private MIB Support dying gasp in trap message Support DHCP client for IPv4/IPv6 Support DHCP Snooping DHCP Auto Provisioning for firmware and configuration upgrade based on <ul style="list-style-type: none"> • Option 60: Class identifier • Option 66: Server IP • Option 67: File name • Option 254: File type TFTP/HTTP based Firmware and configuration upgrade Dual Bank Image DNS client/proxy Port mirroring NTP client UPnP
Power Input	AC/DC power adaptor, 12VDC/1A
Operating Temperature	0~50°C
Storage Temperature	-25~70°C
Humidity	5%~90% (non-condensing)
Certification	CE, FCC class A

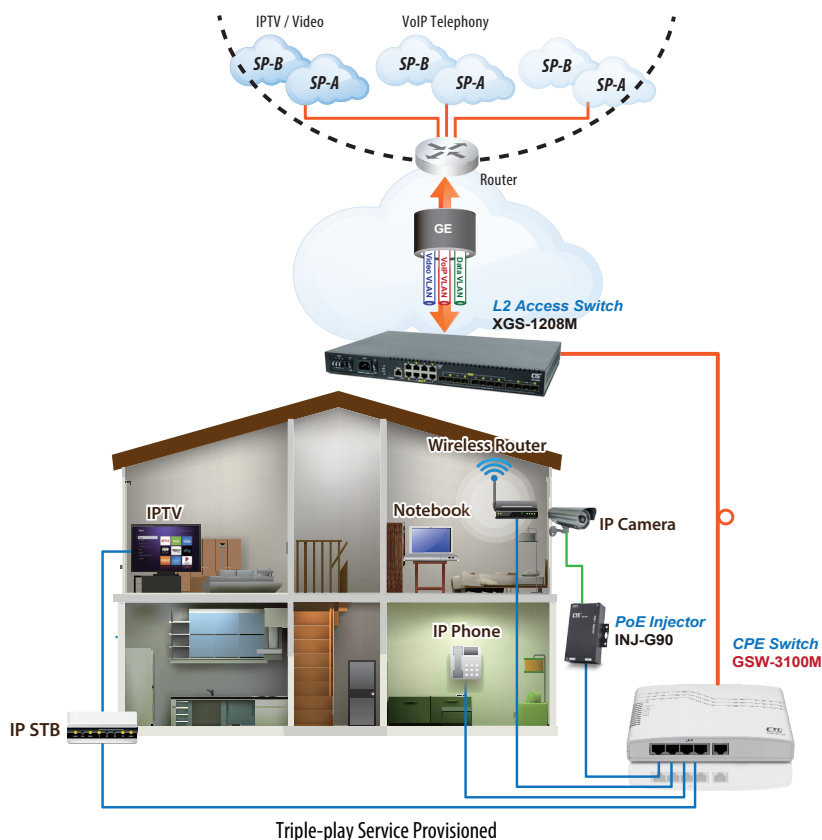
Ordering Information

Model Name	Description
GSW-3100M	5-port 1G/2.5G RJ45 + 2-port 1G/10G SFP+ Managed Ethernet Switch (cable tray optional)

CPE Switches


2

Application



Cable Tray Assembly


CT001/CT002 is an optional fiber tray and mounting hardware for deploying GSW-3100M for residential fiber to the home applications. CT001/CT002 tray options is wall mounted, allowing secure termination of fiber leads.



Optional Accessory

Model Name	Description
CT001	Cable Tray for GSW-3100M
CT002	Cable Tray & LAN cable protection cover for GSW-3100M

Dimensions (mm)



CT001



CT002