



FMC-2000MS

Web Smart OAM Managed 100/1000Base-T to 100/1000Base-X SFP GbE Switch

The FMC-2000MS family are Web Smart OAM/IP managed Gigabit Ethernet 10/100/1000Base-T to 100/1000Base-X fiber Ethernet Switch/Converter, which provide simple control and setting function on each Ethernet port through in band network via a Web browser. The FMC-2000MS Ethernet Switch/Converter gives you the fiber cabling connector, SFP-LC. Both multi-mode and single mode models are available as well as BiDi which allows bi-directional transmissions using only a single fiber cable. Auto-negotiation will automatically tailor to convert both half-duplex and full-duplex signals, according to IEEE 802.3u standards. LED indicators signal the power status of the Switch, UTP port speed, Link, and duplex status, FX port Link and duplex status.

// Features

- 10/100/1000Base-T to 100/1000Base-X SFP Ethernet Switch
- Auto-Cross over for MDI/MDIX in TP port
- Auto-Negotiation or Manual mode in TP port
- Supports flow control Enable or Disable
- Supports Jumbo Frame 16K Packet
- Ingress/Egress Bandwidth control
- Supports IEEE 802.3ah OAM management
- Supports SNMPv1
- Digital Diagnostic (DOM) SFP Support
- Management Password Setting
- Dying gasp (remote power failure detection)
- Supports Link Fault Pass-Through (LFPT) Function
- Supports Auto Laser Shutdown (ALS) Function
- USB console port and Web management on stand-alone.
- Supports On-Line F/W upgrade (local) by the Web manager
- Supports 16 Tag VLAN Groups
- RMON counters
- May be concentrated into FMC-CH17 chassis (Adapter Type only)
- May be used as a remote to FRM220-2000MS
- Wall-Mountable

// Standalone Option

Adapter Type



Dimension: 96.5×23×73.4mm(W×D×H)



DC Type
(12V Power Jack)



▲ Module for FMC-CH17 Chassis

Power Built-in Type



Dimension: 135×23×73.4mm(W×D×H)



AC Type
(100-240V)

// Specifications

Optical Interface	Connector	SFP LC
	Data rate	125/1250Mbps
	Duplex mode	Full duplex
	Fiber	MM 50/125μm, 62.5/125μm SM 9/125μm
	Distance	MM 2km, SM 15/30km WDM 20/40km
	Wavelength	MM 1310nm, SM 1310,1550nm WDM 1310Tx/1550Rx (Type A) 1550Tx/1310Rx (Type B)
Electrical Interface	Connector	RJ-45
	Data rate	10Mbps, 100Mbps, 1000Mbps
	Duplex mode	Half / Full duplex
	Cable	10Base-T Cat.3, 4, 5, UTP 100Base-TX Cat.5, 5e or higher

Console Port	USB Type C™
Standards	IEEE 802.3, IEEE 802.3u IEEE 802.3ab, 802.3z, 802.1Q
Indications	LED (Power, FX-Link, LAN Speed, LAN Link)
Power Input	Adapter Type: DC 12V Power Built-in Type : AC 100 ~ 240V
Power Consumption	< 3W
Enclosure	Plastic
Dimensions (WxDxH)	Adapter Type : 96.5 × 23 × 73.4mm Power Built-in Type: 135 × 23 × 73.4mm
Weight	Adapter Type : 120g Power Built-in Type : 140g
Temperature	0 ~ 50°C (Operating), -10 ~ 70°C (Storage)
Humidity	10 ~ 90% non-condensing
Certification	CE, FCC
MTBF	>65,000 hrs

// Application

Figure 1: As a Remote to FRM220-2000MS




Figure 2: As Rack Module with Remote


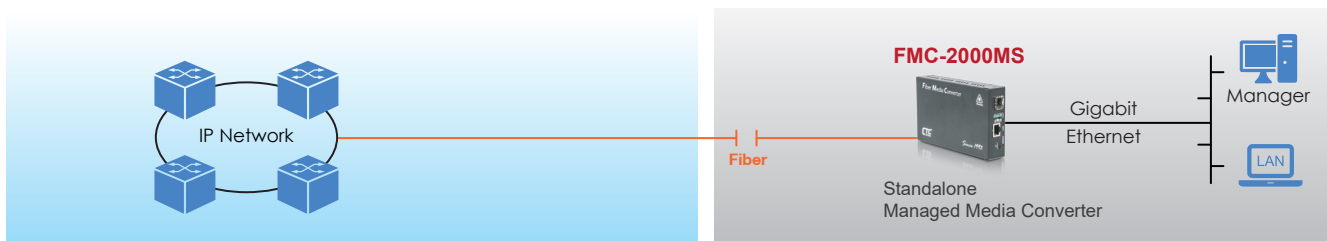


Figure 3: As Standalone Managed Converter



// Ordering Information

Model Name	Description
FMC -2000MS	10/100/1000Base-T to 100/1000Base-X SFP Web Smart managed Ethernet switch (optional SFP module) with adapter, plastic case
FMC-2000MS-AC	10/100/1000Base-T to 100/1000Base-X SFP Web Smart managed Ethernet switch (optional SFP module) with AC power, plastic case

// Optional Accessory

Model Name	Description
WMK01	Single unit wall mounting kit

■ Wall-Mounting Kit

